



Medicinal Plants Used for Treatment of Gastrointestinal Infections in Tharaka-Nithi County

**Kiteme M. Purity^{a*}, Onyango O. Benson^b, Njagi C. Eric^c
and Ogolla O. Fredrick^a**

^a Department of Biological Sciences, Chuka University, P.O.Box 109-60400, Chuka, Kenya.

^b Department of Biological Sciences, Jaramogi Oginga Odinga University of Science and Technology, P.O.Box 210 – 40601, Bondo, Kenya.

^c Department of Physical Sciences, Chuka University, P.O.Box 109-60400, Chuka, Kenya.

Authors' contributions

This work was carried out in collaboration among all authors. All authors read and approved the final manuscript.

Article Information

DOI: 10.9734/IJPR/2022/v10i430254

Open Peer Review History:

This journal follows the Advanced Open Peer Review policy. Identity of the Reviewers, Editor(s) and additional Reviewers, peer review comments, different versions of the manuscript, comments of the editors, etc are available here: <https://www.sdiarticle5.com/review-history/90629>

Original Research Article

Received 09 August 2022

Accepted 12 August 2022

Published 22 August 2022

ABSTRACT

Health care is a basic need to humans which can only be achieved with medicines with high efficacy against disease causing pathogens. Globally, gastrointestinal infections are major health concern particularly to travelers since over 60% visiting tropical and subtropical regions develop diarrhea. Herbal plants have been used for decades to treat gastrointestinal infections globally including Tharaka-Nithi County in Kenya. However, there is little information on the demography of herbalist and the plants used in treatment of gastrointestinal infections such as typhoid, cholera and shigellosis. A cross sectional survey was carried out involving thirty herbalists to assess their demographic data and to establish herbs commonly used to treat typhoid, cholera and shigellosis in Tharaka-Nithi County. Data collected was subjected to Chi square test of association and descriptive statistics and presented in percentages. There were more male herbalists (65.52%) in the study than female herbalist (34.48%). Most of the herbalist (65.52%) were aged above 70 years. There was a significant ($p < 0.05$) association between herbalists' level of education and age ($X^2 (6, N = 30) = 17.349, p = 0.008$). Most herbalists were found to have below primary education level 58.62%. *Aloe vera*, *Aspilia pluriseta*, *Ficus sycomorus* and *Physalis peruviana* were identified as commonly used plants for treatment of cholera with *Aspilia pluriseta* being most preferred (27%) by herbalist above the age of 70 years. *Vangueria infausta*, *Eucalyptus globulus*,

*Corresponding author: Email: mbithep@ymail.com;

Carissa edulis and *Erythrina abyssinnica* were commonly used for treatment of shigellosis with *Eucalyptus globulus* being most preferred (58.6%) by herbalist above the age of 70 years. *Erythrina abyssinnica*, *Carissa edulis*, *Vangueria infausta* and *Eucalyptus globulus* were commonly used for treatment of typhoid while 50.0% of herbalist above the age of 70 preferred *Erythrina abyssinnica*. Most of the herbalists had below primary education level. In conclusion, herbal medicine is mostly dispensed by older people in Tharaka-Nithi County in Kenya. Different herbal plants are used in the treatment of cholera, shigellosis and typhoid.

Keywords: *herbalist_ Demography; herbal; cholera; shigellosis; typhoid; Tharaka-Nithi County.*

1. INTRODUCTION

Bacterial gastroenteritis remains a major cause of morbidity and mortality in developing countries [1]. Increased cases of cholera caused by *Vibrio cholerae*, shigellosis caused by *Shigella* species and typhoid caused by *Salmonella typhi* have been reported in Tharaka Nithi County [2-6]. Acute diarrhea and vomiting remain the leading cause of death of children below the age of 5 years in Tharaka-Nithi County [7]. Symptoms of the infections include inflammation of the digestive tract, severe vomiting and diarrhea [1]. The mode of transmission of gastroenteritis is faecal-oral route, either through direct person-to-person contact or through contaminated food or water [8-10]. Symptoms of cholera include large amounts of watery diarrhea that lasts a few days, vomiting and muscle cramps [11,12]. The diarrhea can be so severe that it causes dehydration and electrolyte imbalance which can result in decreased skin elasticity, wrinkling of the hands and feet as well as sunken eyes [13]. Treatment of cholera involves oral rehydration therapy or use of antibiotics such as doxycycline and erythromycin [14].

Typhoid is caused by *Salmonella typhi* and transmitted by fecal -oral route mainly through contaminated food and water [15]. The symptoms include vomiting, fever, diarrhea and abdominal cramps 12 to 72 hours after infection [16]. In some cases, the infection may last seven days after which most people recover and in some instances, the diarrhea may be so severe leading to dehydration of the patient requiring hospitalization. Treatment involves use of cephalosporins and quinolones classes of drugs. Shigellosis is caused by a group of bacteria called shigella and is transmitted by fecal oral route and mostly through food, water or by person to person spread [17]. The bacteria release Shiga toxins that irritate the intestines [18]. Shigellosis is a disease of the resource poor, crowded communities having no adequate sanitation or safe water and where disease rates

are high [19]. Treatment is mainly by combating dehydration and taking plenty of fluids more so electrolyte solutions. Drugs include lactams, macrolides and quinolones classes of drugs [20,21].

Preferences for herbal medicine as alternative conventional medicine to illnesses globally is on the rise [22]. Thus, investigations of ethno botanical products has gained relevance to assess their suitability and effectiveness. Indeed, about 80% of world populations relies on herbal medicine for disease management [23,24]. Acceptability of herbal medicine among the population is attributed to cultural acceptance, accessibility and cost effectiveness [22]. The demographic characteristics of herbalists is documented in different studies [25-28]. In most of the studies, dispensing of herbal medicine has been reported to be a male dominated profession [29-32]. For instance, in Bahrain, Alalwan et al. [29] reported that out of 41 of the herbalist interviewed in a study, majority (95.1%), were male. Few studies have reported higher number of female herbalists [33].

Lower number of female herbalists may be attributed to myriad of factors such as their busy activities and workload at home unlike male who are free to move to the forests thus interacting with nature more while looking after animals, timber among other things [34-36]. Further, low number of females may be attributed to the fact that most traditional knowledge in most communities is passed to first born sons from male parent [37,38]. Education status of herbalists have been reported by Alalwan et al. [29] ranging from those who have not gone to school (17.1 %) to those who have completed secondary school education (51.2%).

Though herbal dispensing has been done by people across different age groups, studies have reported dominance of age groups between 35 – 60 years a fact that has been attributed to the faster learning potential among young generation

[29]. Studies involving survey of herbalist practitioners have reported a low number of sample size [39,29,40]. For instance, Alalwan et al. [29] reported sample size of 41 respondents. Low number of herbalist practitioners could be attributed to the method of knowledge acquisition. According to Adekannbi et al. [41], Alalwan et al. [29] and Bent [42] most herbalists gain knowledge by vertical transmission from parents and grandparents. However, transmission and exchange of herbal knowledge is low among practitioners which may explain the low number of available herbalists [43].

Kenya has a wide range of flora with over 7,000 plant species [44] and up to 70% of the rural populace use home remedies from plant parts as the first source of medicine to treat infections [45,46,44]. Sources of home remedies identified by Gakuya et al. [47] include flowers, leaves and fruits of *Cascabela thevetia*, flowers of *Oncoba routledgei* and leaves of *Ocimum suave*. However, there is little demographic information about the dispensers of these herbal medicines

and the efficacy of plant parts prescribed for the infections. For instance, in Tharaka-Nithi County there exist knowledge gap on the herbalists demographic and plants used for the treatment of gastrointestinal infections such as typhoid, cholera and shigellosis. Thus, this study was carried out to provide herbalists' demographic and also to create awareness on the herbal plants used to manage gastrointestinal infections.

2. MATERIALS AND METHODS

2.1 Study Area

The study was carried out in Tharaka north within Tharaka-Nithi County in Kenya. The County borders Embu, Isiolo, Kitui and Meru counties. It is located at a latitude coordinate of 0°9'25.03''S and longitude coordinates of 37°58'41.48''E, and is divided into four sub counties; Maara, Tharaka North, Tharaka South and Meru South, covering a total area of 2,662.1 km² (Fig. 1). The human population is estimated at 365,330 [48].

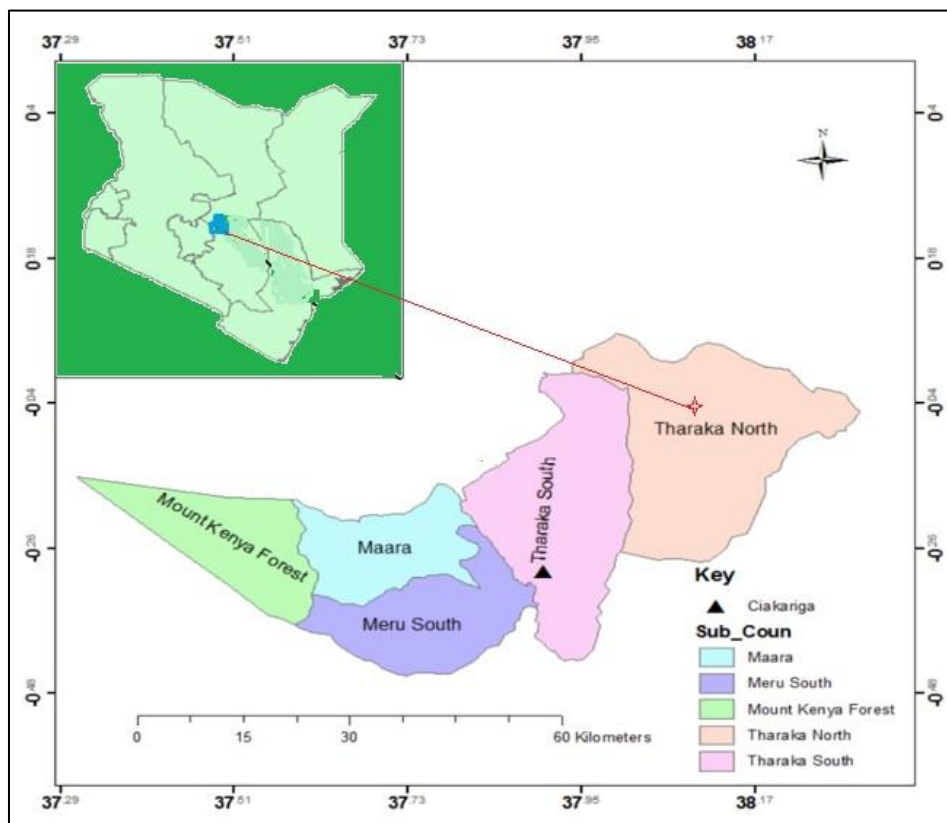


Fig. 1. Map of Tharaka-Nithi County

2.2 Survey Design and Tool

A cross-sectional study design was used to gather information on the herbal use in the treatment of cholera, typhoid and shigellosis diseases in Tharaka-Nithi County in Kenya using structured questionnaire. Only adults both male and female aged 18 years and above who are herbalists were voluntarily recruited in the study. Herbal practitioners were purposively sampled from Tharaka North Sub-County based on existence of herbalists in the area. Snowballing sampling technique was used to get the desired sample size since there were no existing documented evidence on the number of herbalist. Prior to the study, research permit was acquired from the National Commission of Science, Technology and Innovation as required for anyone carrying out research in Kenya. The study was conducted between September to December 2020.

The herbalists were visited at their homes by the researcher and were interrogated to confirm if they actually dispense herbal medicines before participating in the interview. The questionnaire was administered by the researcher who read the question and interrogated the herbalists to gather information on herbal plants used by the practitioners in the treatment of human health conditions that included cholera, typhoid and shigellosis. The questionnaire had two sections i.e., section A collecting data on the herbalists' demographics i.e., age, gender, education level, religion and number of years of dispensing herbal medicine. Section B of the questionnaire gathered herbal plants used in treating cholera, typhoid and shigellosis, part of the plant used,

preparation, dose used, perceived effectiveness and healing duration. Based on the pilot study, a Cronbach's α coefficient value of 0.778 was obtained from 14 trial questionnaires confirming the reliability and internal consistency of the questionnaire used in the study [49]. Pilot study was conducted in the neighboring county (Meru County) and its data not cooperated in the analysis of data gathered in the actual study.

Data on the categorical variables were presented as percentage (%) and the Pearson Chi-square (χ^2) test used in the analysis at alpha = 0.05 in Scientific Analysis system version 9.4 where p value < 0.05 indicated significance results.

3. RESULTS

3.1 Age and Gender of Herbalists

There was no significant ($p > 0.05$) association between age and gender of herbalists in Tharaka-Nithi County ($\chi^2 (3, N = 30) = 3.529, p = 0.317$). The female herbalists ranged from 0 % at age 51-60 to 24.14% for female aged 70 years and above while male herbalists ranged from 0% for age 41-50 to 41.38% for male aged 70 years. Generally, there were more male herbalist (65.52%) in the study as compared to female herbalist [34.48% (Fig. 2)].

3.2 Level of Education and Age of Herbalists

There was a significant ($p < 0.05$) association between herbalists' level of education and age ($\chi^2 (6, N = 30) = 17.349, p = 0.008$). Herbalist with below primary education level ranged from

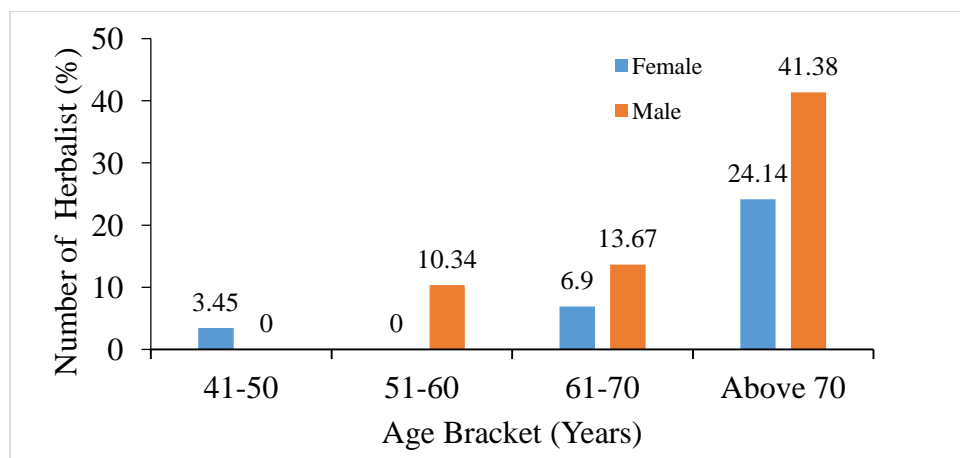


Fig. 2. Age and gender of herbalists who participated in the study

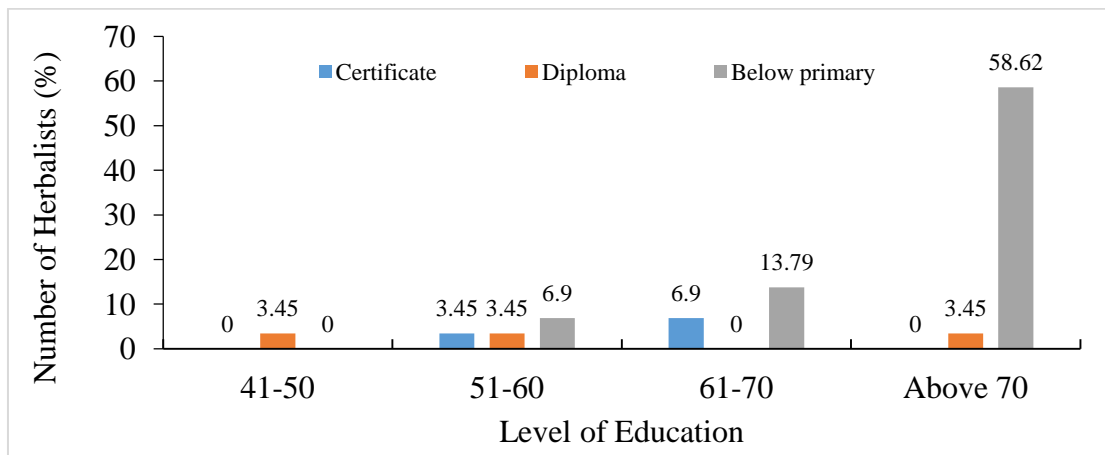


Fig. 3. Education level and age of herbalist participants in Tharaka Nithi County

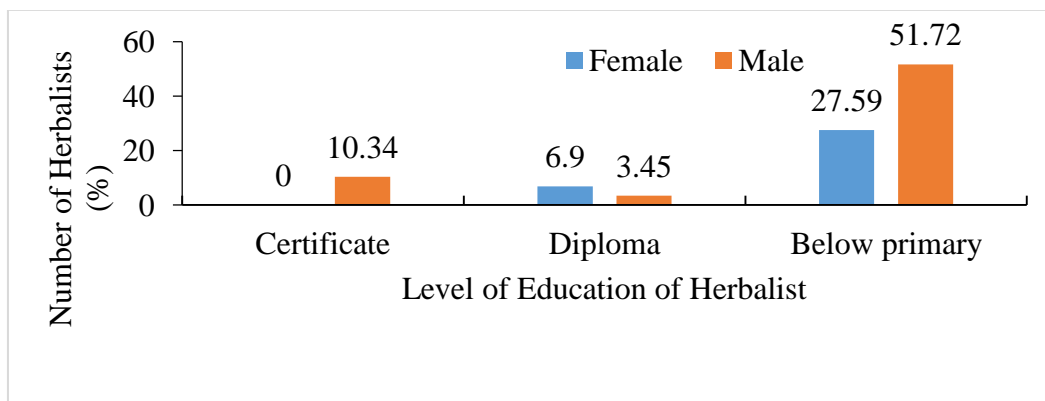


Fig. 4. Education level and age of herbalist participants in Tharaka Nithi County

0% for those aged 41-50 and 58.62% for those aged above 70 years. Herbalist with certificate education ranged from 0% for those aged 41-50 years to 6.90% for those aged over 70 years. Herbalists who were diploma holders were 3.45% for age bracket of 41-50 years, 51-60 and those aged over 70 years with 0% for aged between 61-70 years (Fig. 3).

3.3 Level of Education and Gender of Herbalists

There was significant ($p < 0.05$) association between gender and education level of the herbalist ($X^2 (2, N = 30) = 2.955, p = 0.228$). Education status for female herbalists ranged from 0% for those with certificate to 27.58% for those with below primary education status. Education status for male herbalists ranged from 3.45% for those who holds diploma to 51.72% for those with below primary status (Fig. 4).

3.4 Identities of Herbal Plants and the Parts used in Treatment of Gastrointestinal Infections

Aloe vera, *Aspilia plurisetata*, *Ficus sycomorus* and *Physalis peruviana* were the plants identified as commonly used for treatment of cholera in the study area (Table 1). The most commonly used plant for cholera treatment was *Aspilia plurisetata* (27%) by herbalist above the age of 70 years, while *Physalis peruviana* and *Aloe vera* were the least used herbs (0.00%) by 51-60 and 41-50 age brackets respectively. More herbalists (23.90%) of above 70 years preferred to use stems and leaves of the herbs for cholera treatment, while none (0.0%) of the herbalists of 41-50 years used roots. *Vangueria infausta*, *Eucalyptus globulus*, *Carissa edulis* and *Erythrina abyssinnica* were the plants identified as commonly used for treatment of shigellosis in the study area (Table 1). The most commonly used plant for shigellosis treatment was *Eucalyptus globulus* (58.6%) by herbalist above the age of

70 years, while *Eucalyptus globulus*, *Erythrina abyssinnica* and *Carissa edulis* were the least used herbs (0.00%) by 41-50 age brackets. More herbalists (62.1%) of above 70 years preferred to use leaves of the herbs for shigellosis treatment, while none (0.0%) of the herbalists of 41-50 and above 70 years used bark and roots respectively.

Erythrina abyssinnica, *Carissa edulis*, *Vangueria infausta* and *Eucalyptus globulus* were the plants identified as commonly used for treatment of typhoid in the study area (Table 1). The most

commonly used plant for typhoid treatment was *Erythrina abyssinnica* (50%) by herbalist above the age of 70 years, while *Vangueria infausta* and *Eucalyptus globulus* were the least used herbs (0%) by 41-50 age bracket. *Vangueria infausta* was also least used by herbalists in age 51-60 years. More herbalists (56.7%) of above 70 years preferred to use stems and leaves of the plants for typhoid treatment. None (0%) of the herbalist in 41-50 years of age used stems. Similarly, none of the herbalist 51-60 and over 70 years used bark of *Vangueria infausta*.

Table 1. Plants used in Tharaka-Nithi by herbalist in the treatment of gastrointestinal infections

Factor	Age of herbalist	Herbalist response (%)				% respondents
		AV	FS	AP	PP	
Which plant do you use to treat cholera?	41-50	1.5%	1.5%	1.5%	0.0%	4.5%
	51-60	0.0%	6.1%	6.1%	1.5%	13.6%
	61-70	4.5%	9.1%	9.1%	1.5%	24.2%
	Over 70	1.5%	24.2%	22.7%	9.1%	57.6%
Total						100.0%
		Stem	Root	Back	Leaf	% respondents
Which plant part do you use to treat cholera?	41-50	1.5%	0.0%	1.5%	1.5%	4.5%
	51-60	6.0%	1.5%	3.0%	6.0%	16.4%
	61-70	9.0%	1.5%	7.5%	10.4%	28.4%
	Over 70	23.9%	0.0%	3.0%	23.9%	50.7%
Total						100.0%
		VI	EG	CE	EA	% respondents
Which plant do you use to treat shigellosis?	41-50	3.4%	0.0%	0.0%	0.0%	3.4%
	51-60	0.0%	13.8%	13.8%	13.8%	13.8%
	61-70	6.9%	10.3%	20.7%	13.8%	20.7%
	Over 70	0.0%	58.6%	34.5%	44.8%	62.1%
Total						100.0%
		Stem	Root	Back	Leaf	% respondents
Which plant part do you use to treat shigellosis?	41-50	3.4%	3.4%	0.0%	3.4%	3.4%
	51-60	13.8%	0.0%	3.4%	13.8%	13.8%
	61-70	17.2%	6.9%	10.3%	20.7%	20.7%
	Over 70	55.2%	0.0%	20.7%	62.1%	62.1%
Total						100.0%
		EA	CE	VI	EG	% respondents
Which plant do you use to treat typhoid?	41-50	3.3%	3.3%	0.0%	0.0%	3.3%
	51-60	10.0%	3.3%	0.0%	6.7%	10.0%
	61-70	16.7%	20.0%	13.3%	3.3%	23.3%
	Over 70	50.0%	20.0%	46.7%	43.3%	63.3%
Total						100.0%
		Stem	Root	Back	Leaf	Total
Which plant part do you use to treat typhoid?	41-50	0.0%	3.3%	3.3%	3.3%	3.3%
	51-60	10.0%	3.3%	0.0%	10.0%	10.0%
	61-70	16.7%	16.7%	13.3%	13.3%	23.3%
	Over 70	56.7%	16.7%	0.0%	56.7%	63.3%
Total						100.0%

where EA= *Erythrina abyssinnica*, CE= *Carissa edulis*, VI= *Vangueria infausta*, EG= *Eucalyptus globulus*, AV= *Aloe vera*, FS= *Ficus sycomorus*, AP= *Aspilia pluriseta*, PP= *Physalis peruviana*

4. DISCUSSION

4.1 Herbalist Gender, Age, Education Level and Use of Herbal Medicine in Treatment of Typhoid, Shigellosis and Cholera in Tharaka-Nithi County

Association between gender and age has been reported in many studies which involve medicinal plant knowledge [50,51]. In Brazil for instance, older people are reported to have more know how in medicinal plants than younger people [50,51] which is consistence with other reports [52]. In our study, though there was no significant difference in gender of herbalists participating, based on *chi* square goodness of fit, percentage of male was higher than female herbalist. This finding agrees with the report of Aiah et al. [39] which indicated that more male herbalist (64%) of over 40 years than females (36%) participated in his study. Ibrahim et al. [53] reported that in Narasawa State of Nigeria, male herbalists were more knowledgeable on medicinal plants than female herbalists though while in a separate study in Niger, men and women were reported to have equal knowledge on medicinal plants [54]. In some communities of Atlantic rainforest in Brazil, men had more knowledge on medicinal plants as compared to women indicating that men in these communities have a closer relationship with the forest [55]. The results of our study agree with those of Mokgobi [56] in which preparation of herbal remedies was found to be the responsibility of men in 76 (29%) implying that there were more male herbalists than female. Dominance of male herbalist may be attributed to the fact that majority of women work in male dominated society. According to Camou-Guerrero et al. [57] and Reyes-García et al. [58], men are traditionally tasked by maintenance of the economy of their household and provision of resources, thus are better placed to know much of natural resources as compared to women.

Majority of the herbalist who participated in this study were aged 70 years and above. Educational level of the majority of the herbalist were below primary education meaning the elderly have more knowledge on medicinal plants as compared to the younger generations. Many studies have found the same tendency in their research on medicinal plant knowledge in different parts of the world [59,60,61,62]. Reason for this could be that with increase in age, people have more time to accumulate knowledge hence

show greater medicinal knowledge than the younger people [50]. The association between age and knowledge does not mean an increase in ethnobotanical know how overtime. Reason for low knowledge among the younger people has been linked to the ongoing socio-economic and cultural changes [40]. For instance, Figueireido et al. [63] indicates that younger people in Atlantic rainforest community in Brazil are not interested in homemade medicine but are more keen to modern medicine. A study by Matavele and Habib [62] shows that in the rural communities of Cabo, Delgado and Mozambique, this knowledge tends to be lost between generations because the younger people are more receptive to modern health centers than to the medicinal knowledge of their elders.

In our study, there was a significant association between herbalists' level of education and age, where majority were below primary education and of 70 years and above. This could be associated with the fewer number of schools in Kenya in the 1940 (s) and 1950s which were located very far and also scarce financial support.

The *Aspilia plurisetata*, *Physalis peruviana*, *Aloe vera* and *Ficus sycomorus* were identified by herbal practitioners as the plants used in the treatment of Cholera. For the treatment of typhoid, *Erythrina abyssinnica*, *Physalis peruviana* and *Carissa edulis* were identified by herbalists. Different parts of the plants that include leaves, roots and stem bark are useful in treatment of various illness. Use of leaves, stem and roots in herbal medicine is well documented. Maroyi [64] reported that in Zimbabwe and South Africa plant parts used for treatment of stomach disorder were roots (47.4%), bark (26.3%), leaves (21.1%) and rhizomes (5.3%).

5. CONCLUSION

In the County, more herbalists are found in Tharaka North sub-county due to the existence of medicinal plants in the North. Most of these herbalists are of 70 years and above and most have below primary education level. *Aloe vera*, *Aspilia plurisetata* and *Ficus sycomorus* are the medicinal plants used for treatment of cholera where the stems and leaves of these plants are used. *Vangueria infausta*, *Eucalyptus globulus*, *Carissa edulis* and *Erythrina abyssinnica* are the plants used for treatment of shigellosis. Leaves of these plants are used. *Erythrina abyssinnica*,

Carissa edulis, *Vangueria infausta* and *Eucalyptus globulus* are the plants used in typhoid treatment where stems and leaves are the parts used.

COMPETING INTERESTS

Authors have declared that no competing interests exist.

REFERENCES

1. Mokomane M, Kasvosve I, Melo ED, Pernica JM, Goldfarb DM. The global problem of childhood diarrhoeal diseases: emerging strategies in prevention and management. *Therapeutic Advances in Infectious Disease*. 2018;5(1):29-43.
2. Muthoni GC. Performance of widal test and stool culture as diagnostic methods for *Salmonella typhi* infection in Chuka general hospital, Tharaka Nithi County. Doctoral dissertation, Kenyatta University; 2016.
3. Muendo CM. The effects of community health strategy on sanitation indicators in Tharaka Nithi County, Kenya. Doctoral Dissertation, Kenyatta University; 2017.
4. Crisis24. Kenya: Cholera outbreak in Tharaka-Nithi County. Nairobi; 2018.
5. KRCS. Community Epidemic and Pandemic Preparedness Program (Cp3) Engaging Communities for Behaviour Change. Nairobi, 2018.
6. Njeru A. Kenya: One Dead, 112 in Hospital As Cholera Breaks Out in Tharaka-Nithi. *Daily Nation*, Nairobi; 2018.
7. Garda W. Kenya: Nationwide cholera outbreak continues as of early May. Nairobi; 2018.
8. Revelas A. Healthcare-associated infections: A public health problem. *Nigerian Medical Journal*. 2012;53(2):59-64.
9. Gastañaduy AS, Bégué RE. Acute gastroenteritis viruses. *Infectious Diseases*. 2017;1390-1398.
10. Barclay L, Park GW, Vega E, Hall A, Parashar U, Vinjé J, Lopman B. Infection control for norovirus. *Clinical Microbiology and Infection*. 2014;20(8):731-740.
11. Lucien MAB, Schaad N, Steenland MW, Mintz ED, Emmanuel R, Freeman N, Katz MA. Identifying the most sensitive and specific sign and symptom combinations for cholera: results from an analysis of laboratory-based surveillance data from Haiti, 2012–2013. *The American Journal of Tropical Medicine and Hygiene*. 2015; 92(4):758.
12. Gourama H. Foodborne pathogens. In *Food safety engineering*. Springer, Cham. 2020;25-49.
13. Nadri J, Sauvageot D, Njanpop-Lafourcade BM, Baltazar CS, Kere AB, Bwire G, Gessner BD. Sensitivity, specificity, and public-health utility of clinical case definitions based on the signs and symptoms of cholera in Africa. *The American Journal of Tropical Medicine and Hygiene*. 2018;98(4):1021.
14. Maurya VK, Kumar S, Saxena SK. Conventional treatments of water-associated infectious diseases. In *Water-Associated Infectious Diseases*, Springer, Singapore. 2020;105-118.
15. Crump JA. Progress in typhoid fever epidemiology. *Clinical Infectious Diseases*. 2019;68(1):4-9.
16. Pal M, Merera O, Abera F, Rahman MT, Hazarika RA. Salmonellosis: A major foodborne disease of global significance. *Beverage Food World*. 2015;42(12):21-24.
17. Caruso E, Wright ER, Respress ET, Evener SL, Jacobson K, Bowen A, Garcia-Williams A. Shigellosis among gay and bisexual men: A qualitative assessment to examine knowledge, attitudes, and practices. *Sexually Transmitted Diseases*. 2020;47(9):596.
18. Joseph A, Mariani Kurkdjian CAP, Rafat C, Hertig A. Shiga toxin-associated hemolytic uremic syndrome: A narrative review. *Toxins*. 2020;12(2):67.
19. Nisa I, Qasim M, Yasin N, Ullah R, Ali A. *Shigella flexneri*: an emerging pathogen. *Folia Microbiologica*. 2020;65(2):275-291.
20. Dekate P, Jayashree M, Singhi SC. Management of acute diarrhea in emergency room. *The Indian Journal of Pediatrics*. 2013;80(3):235-246.
21. Braun SD, Jamil B, Syed MA, Abbasi SA, Weiß D, Slickers, Ehrlich R. Prevalence of carbapenemase-producing organisms at the Kidney Center of Rawalpindi (Pakistan) and evaluation of an advanced molecular microarray-based carbapenemase assay. *Future Microbiology*. 2018;13(11):1225-1246.
22. Tangkiatkumjai M, Boardman H, Walker DM. Potential factors that influence usage of complementary and alternative medicine worldwide: A systematic review. *BMC*

- Complementary Medicine and Therapies. 2020;20(1):1-15.
23. Nsagha DS, Ayima CW, Nana-Njamen T, Assob JCN. The role of traditional, complementary/alternative medicine in primary healthcare, adjunct to universal health coverage in Cameroon: a review of the literature. *American Journal of Epidemiology*. 2020;8(1):37-47.
 24. Baig H. Assessment of perception of healthcare profession-nals regarding the use of herbal medicines in Islamabad, Pakistan: A cross-sectional study. *TMR Modern Herbal Medicine*. 2022;5(2):11.
 25. Gedif T, Hahn HJ. Herbalists in Addis Ababa and Butajira, Central Ethiopia: Mode of service delivery and traditional pharmaceutical practice. *Ethiopian Journal of Health Development*. 2002;16(2):183-189.
 26. O'Brien KS, Soliman AS, Annan K, Lartey RN, Awuah B, Merajver SD. Traditional herbalists and cancer management in Kumasi, Ghana. *Journal of Cancer Education*. 2012;27(3):573-579.
 27. Chaachouay N, Douira A, Zidane L. COVID-19, prevention and treatment with herbal medicine in the herbal markets of Salé Prefecture, North-Western Morocco. *European Journal of Integrative Medicine*. 2021;42:101285.
 28. Acıbuca V, Güneş Z, Budak DB. Herbalists and herbs in Southeastern Anatolia of Turkey. *Emirates Journal of Food and Agriculture*. 2021;16(2).
 29. Alalwan TA, Mandeel QA, Al-Laith AAA, Alkhuzai JA. Complementary practices of herbalists in the Kingdom of Bahrain. *Journal of Health Research*. 2017; 31(6):487-499.
 30. Fajardo WT, Dudang EB, Fernandez GM, Sabas DC, Fajardo WT. Socio-demographic profile of traditional health practitioners (Managtambal) Using Herbal Plants in Bolinao, Pangasinan, Northern Philippines. *PSU Journal of Education, Management and Social Sciences*. 2017;1(1):26-31.
 31. Haouari E, Makaou SE, Jnah M, Haddaouy A, Haouari E, Makaou SE, Jnah M, Haddaouy A. A survey of medicinal plants used by herbalists in Taza (Northern Morocco) to manage various ailments. *Journal of Materials and Environmental Science*. 2018;9:1875-1888.
 32. Ssenku JE, Okurut SA, Namuli A, Kudamba A, Tugume P, Matovu P, Walusansa A. Medicinal plant use, conservation, and the associated traditional knowledge in rural communities in Eastern Uganda. *Tropical Medicine and Health*. 2022;50(1):1-10.
 33. Okot DF, Anywar G, Namukobe J, Byamukama R. Medicinal plants species used by herbalists in the treatment of snakebite envenomation in Uganda. *Tropical Medicine and Health*. 2020; 48(1):1-14.
 34. Nakyanzi J. A comparison of men and women's workload. *Gender Bulletin*. 1997;6(3).
 35. Bezner R, Chilanga E, Nyantakyi-Frimpong H, Luginaah I, Lupafya E. Integrated agriculture programs to address malnutrition in northern Malawi. *BMC Public Health*. 2016;16.
 36. Medius K, Esther K, Anthony BC, Robert H. Medicinal plants and herbalist preferences around Bwindi Impenetrable National Park. *Journal of Medicinal Plants Research*. 2017;11(8):161-170.
 37. Bishaw B. Attitudes of modern and traditional medical practitioners toward cooperation. *Ethiopian Medical Journal*. 1990;28:63-72.
 38. Tesfu CB, Mengistu B, Wolde AG. Women lead in protecting food germplasm and herbs for health in Ethiopia. Report Submitted To Earth Care Africa. Nairobi, Kenya; 1995.
 39. Aiah L, Francois K, Edouard K. Specialization in ethnomedicinal plant knowledge among herbalists in the forest region of Rivercess County, Liberia. *Journal of Medicinal Plants Research*. 2017;11(14):264-274.
 40. Weckmüller H, Barriocanal C, Maneja R, Boada M. Factors affecting traditional medicinal plant knowledge of the Waorani, Ecuador. *Sustainability*. 2019;11(16):4460.
 41. Adekannbi J, Olatokun WM. and I. Ajiferuke. Preserving traditional medical knowledge through modes of transmission: A post-positivist enquiry. *South African Journal of Information Management*, 2014;16(1):1-9.
 42. Kelly Bent G, Garth Sambola I, Joseph W. Means of acquiring and transmission of knowledge on traditional medicine and spirituality among Afro descendants of the Caribbean Coast of Nicaragua; 2017.
 43. Clement YN, Williams AF, Khan K, Bernard T, Bhola S, Fortuné M, Seaforth CE. A gap between acceptance and

- knowledge of herbal remedies by physicians: the need for educational intervention. *BMC Complementary and Alternative Medicine*. 2005;5(1):1-9.
44. Mbuni YM, Wang S, Mwangi BN, Mbari NJ, Musili M, Walter NO, Wang Q. Medicinal plants and their traditional uses in local communities around Cherangani Hills, Western Kenya. *Plants*. 2020;9(3):331.
 45. Jeruto P, Lukhoba C, Ouma G, Otieno D, Mutai C. An ethnobotanical study of medicinal plants used by the Nandi people in Kenya. *Journal of Ethnopharmacology*. 2008;116(2):370-376.
 46. Nankaya J, Nampushi J, Petenya S, Balslev H. Ethnomedicinal plants of the Loita Maasai of Kenya. *Environment, Development and Sustainability*. 2020;22(3):2569-2589.
 47. Gakuya DW, Itonga SM, Mbaria JM, Muthee JK, Musau JK. Ethnobotanical survey of biopesticides and other medicinal plants traditionally used in Meru central district of Kenya. *Journal of Ethnopharmacology*. 2013;145(2):547-553.
 48. KEBS. Kenya National Bureau of Statistics. The 2009 Kenya population and housing census: Population and household distribution by socio-economic characteristics. Kenya National Bureau of Statistics. 2010;2.
 49. Heo M, Kim N, Faith MS. Statistical power as a function of Cronbach alpha of instrument questionnaire items. *Bio Med Central Medical Research Methodology*. 2015;15(1):1-9.
 50. Voeks RA, Leony A. Forgetting the forest: Assessing medicinal plant erosion in eastern Brazil. *Economic Botany*. 2004;58(1):294-306.
 51. Silva FDS, Ramos MA, Hanazaki N, Albuquerque UPD. Dynamics of traditional knowledge of medicinal plants in a rural community in the Brazilian semi-arid region. *Revista Brasileira de Farmacognosia*. 2011;21(3):382-391.
 52. Pérez-Nicolás M, Vibrans H, Romero-Manzanas A, Saynes-Vásquez A, Luna-Cavazos M, Flores-Cruz M, Lira-Saade R. Patterns of knowledge and use of medicinal plants in Santiago Camotlán, Oaxaca, Mexico. *Economic Botany*. 2017;71(3):209-223.
 53. Ibrahim JA, Egharevba HO, Jegede AI, Ugbabe GE, Muazzam I, Kunle OF, Gamaniel KS. Medicinal plants used and the perception of plant endangerment by the traditional medicine practitioners of Nasarawa State, Nigeria: A pilot study. *International Journal of Biodiversity and Conservation*. 2016;8(1):8-20.
 54. Ayantunde A, Hiernaux PM, Briejer H. Udo, Tabo R. Uses of local plant species by agropastoralists in south-western Niger. *Ethnobotany Research and Applications*. 2009;7:053-066,.
 55. Hanazaki N, Tamashiro JY, Leitão-Filho HF, Begossi A. Diversity of plant uses in two Caiçara communities from the Atlantic Forest coast, Brazil. *Biodiversity and Conservation*. 2000;9(5):597-615.
 56. Mokgobi MG. Views on traditional healing: Implications for integration of traditional healing and Western medicine in South Africa. Doctoral Dissertation; 2012.
 57. Camou-Guerrero A, Reyes-García V, Martínez-Ramos M, Casas A. Knowledge and use value of plant species in a Rarámuri community: A gender perspective for conservation. *Human Ecology*. 2008;36(2):259-272.
 58. Reyes-García V, Vila S, Aceituno-Mata L, Calvet-Mir L, Garnatje T, Jesch A, Pardo-de-Santayana M. Gendered homegardens: a study in three mountain areas of the Iberian Peninsula. *Economic Botany*. 2010;64(3):235-247.
 59. Begossi A, Hanazaki N, Tamashiro JY. Medicinal plants in the Atlantic Forest (Brazil): knowledge, use, and conservation. *Human Ecology*. 2002;30(3):281-299.
 60. Quinlan MB, Quinlan RJ. Modernization and medicinal plant knowledge in a Caribbean horticultural village. *Medical Anthropology Quarterly*. 2007;21(2):169-192.
 61. Guimbo ID, Muller J, Larwanou M. Ethnobotanical knowledge of men, women and children in rural Niger: A mixed methods approach. *Ethnobotany Research and Applications*. 2011;9:235-242.
 62. Baratti-Mayer D, Baba Daou M, Gayet-Ageron A, Jeannot E, Pittet-Cuénod B. Sociodemographic characteristics of traditional healers and their knowledge of Noma: A descriptive survey in three regions of Mali. *International Journal of Environmental Research and Public Health*. 2019;16(22):4587.
 63. Figueiredo M, Michelin D, Sannomiya M, Silva M, Santos L, Almeida L, Souza-Brito A, Salgado H, Vilegas W. Avaliação química e anti-diarreica das folhas de

- Byrsonima cinera DC. (Malpighiaceae).
Revista Brasileira de Ciências
Farmacêuticas. 2005;41:79-83.
64. Maroyi A. Treatment of diarrhoea using
traditional medicines: Contemporary
research in South Africa and Zimbabwe.
African Journal of Traditional,
Complementary, and Alternative
Medicines. 2016;(13):5-10.

© 2022 Kiteme et al.; This is an Open Access article distributed under the terms of the Creative Commons Attribution License (<http://creativecommons.org/licenses/by/4.0>), which permits unrestricted use, distribution, and reproduction in any medium, provided the original work is properly cited.

Peer-review history:

*The peer review history for this paper can be accessed here:
<https://www.sdiarticle5.com/review-history/90629>*